

Scaled data based on original data using
LM-79-08 Approved Method: Electrical and Photometric Measurements of Solid-
State Lighting Products

Test Report Prepared for
Cooper Lighting Solutions
(formerly Eaton)

Brand: STREETWORKS

Report Number: P150191

Luminaire Tested: **TMU-E01-LED-E-U-SL2-7050**

Issue Date: 3/3/2020

Test Information

Test Method: LM-79-08
Report Number: P150191
REPORT IS SCALED FROM IESNA LM-79-08 TEST DATA (P33678)
Test Lab: INNOVATION CENTER-P3
Issue Date: 3/3/2020
Manufacturer: COOPER LIGHTING SOLUTIONS (FORMERLY EATON)
Product Line: STREETWORKS
Catalog Number: TMU-E01-LED-E-U-SL2-7050
Description: TALON MEDIUM LED AREA LUMINAIRE
(1) LIGHTBARS WITH AccuLED OPTICS - TYPE 2 W/ SPILL LIGHT CONTROL
Light Source: (21) 5000K CCT, 70 CRI LEDs
Ballast/Driver: -

Summary

Lumens per Lamp: N/A
Luminaire Lumens: 3134.9 lumens
Efficiency: N/A
Efficacy: 126.9 lumens/watt
Luminous Opening: Rectangular (W 0.17' x L: 1' x H: 0')
IES Classification: Type II - Short - Non-Cutoff
BUG Rating: B1 - U0 - G1

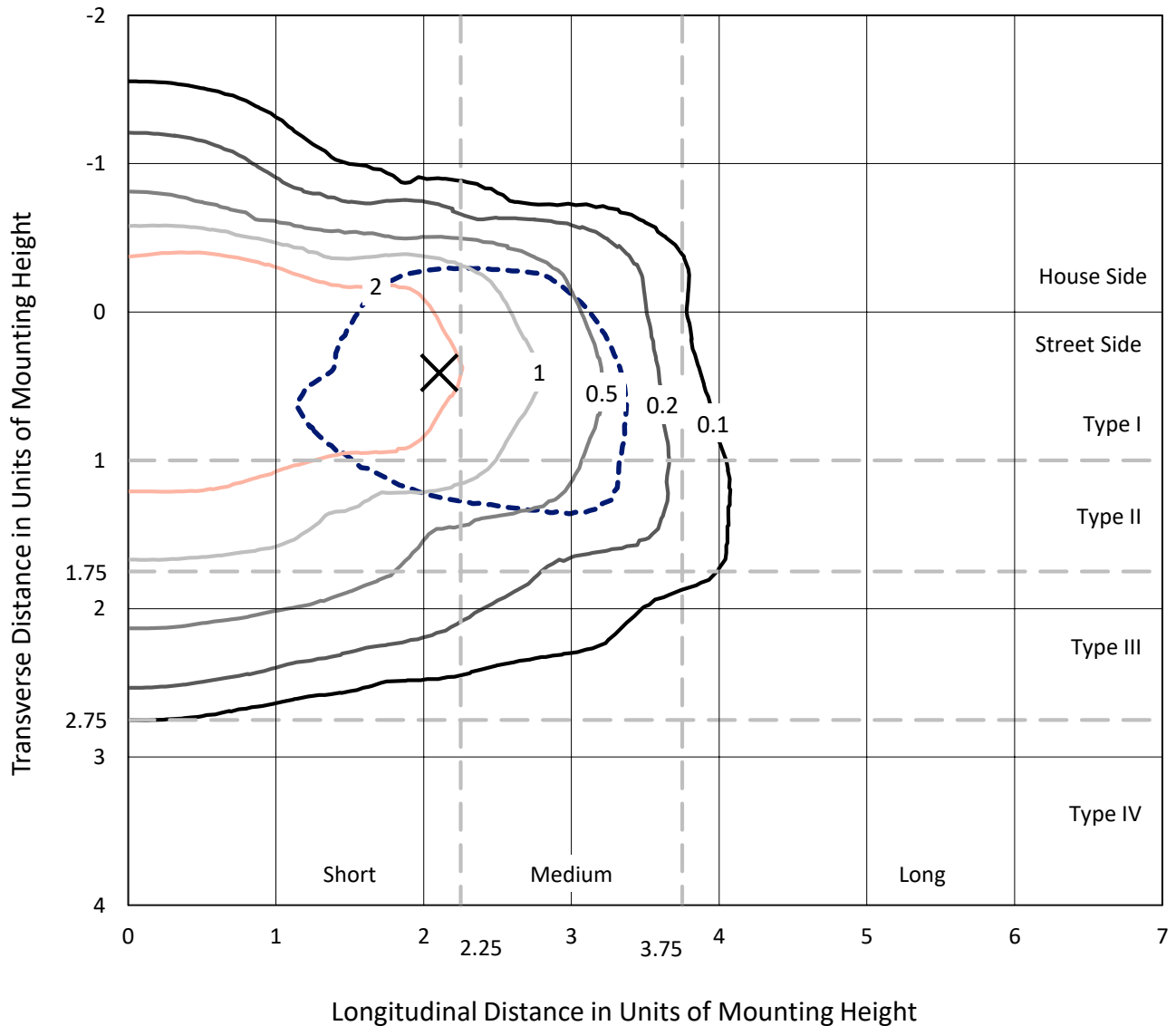
Input Watts (W): 24.7
Input Voltage (V): NR
Input Current (A_{in}): NR
Voltage Rise (V): NR
Power Factor: NR
Total Harmonic Distortion (THDi): NR
Frequency (hertz): 60
Stabilization Time: NR
Operation Time: NR
Ambient Temperature (°C): NR
Test Distance: 28.75 FT



REPORT NUMBER: P150191
 CATALOG NUMBER: TMU-E01-LED-E-U-SL2-7050

Iso-Footcandle Lines of Horizontal Illumination

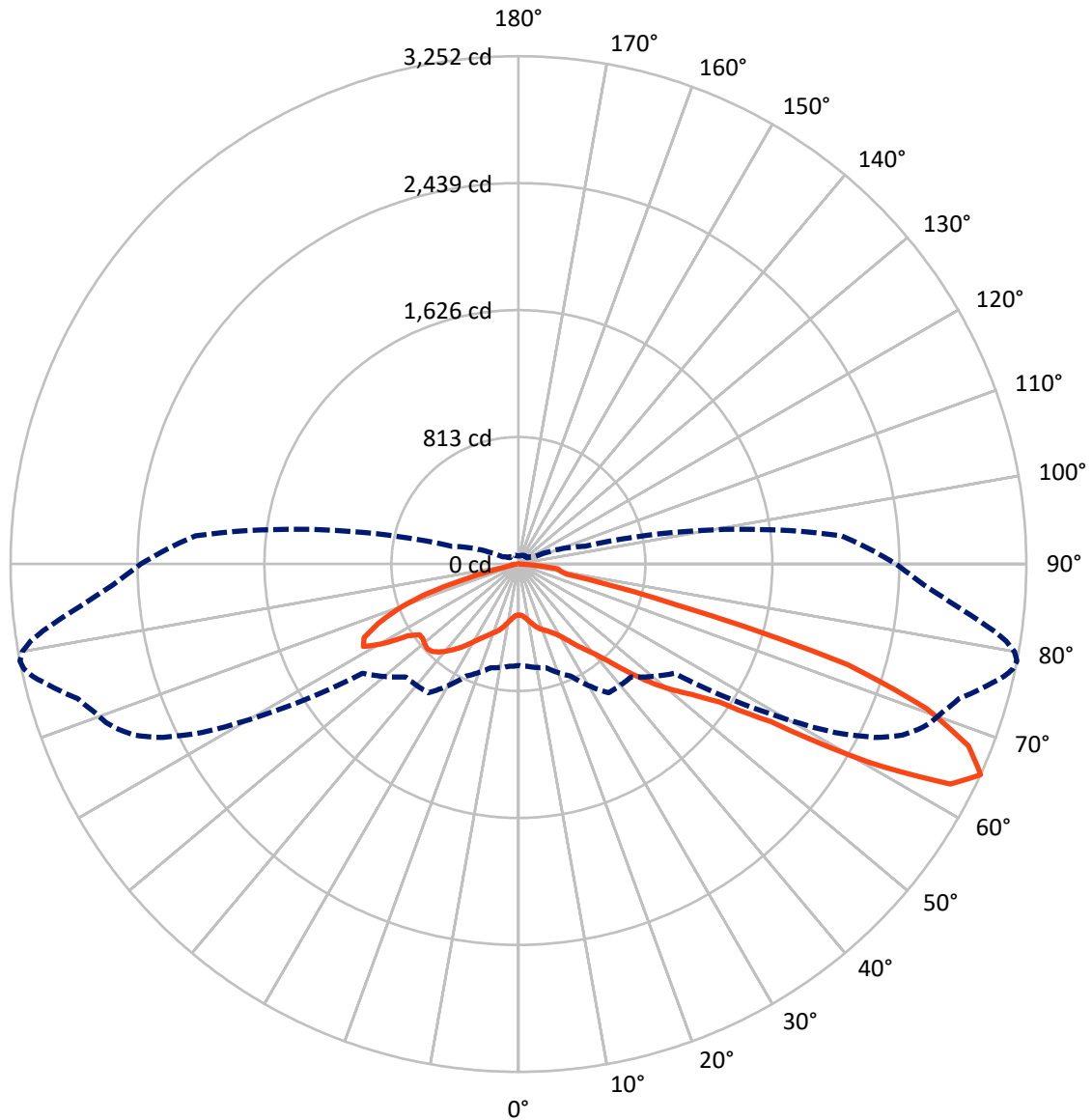
✕ Max cd
 - - - 1/2 Max cd



Based on 10 foot mounting height. Maximum calculated value = 4.3 fc
 Type II - Short - Non-Cutoff

REPORT NUMBER: P150191
CATALOG NUMBER: TMU-E01-LED-E-U-SL2-7050

Luminous Intensity Polar Plot



— Vertical Plane Through 79-Deg Lateral - - - Horizontal Cone Through 65-Deg Vertical

REPORT NUMBER: P150191

CATALOG NUMBER: TMU-E01-LED-E-U-SL2-7050

FLUX DISTRIBUTION:

		Downward	Upward	Total
House Side	Lumens	741.1	0.0	741.1
	% Fixture	23.6	0.0	23.6
Street Side	Lumens	2393.8	0.0	2393.8
	% Fixture	76.4	0.0	76.4
Total	Lumens	3134.9	0.0	3134.9
	% Fixture	100.0	0.0	100.0

Coefficient of Utilization

ZONAL LUMENS:

Zone	Lumens	% Fixture
0°-10°	32.4	1.0
10°-20°	106.1	3.4
20°-30°	183.2	5.8
30°-40°	303.2	9.7
40°-50°	514.3	16.4
50°-60°	683.3	21.8
60°-70°	882.7	28.2
70°-80°	370.2	11.8
80°-90°	59.5	1.9
90°-100°	0.0	0.0
100°-110°	0.0	0.0
110°-120°	0.0	0.0
120°-130°	0.0	0.0
130°-140°	0.0	0.0
140°-150°	0.0	0.0
150°-160°	0.0	0.0
160°-170°	0.0	0.0
170°-180°	0.0	0.0
0°-90°	3134.9	100.0
0°-180°	3134.9	100.0



REPORT NUMBER: P150191

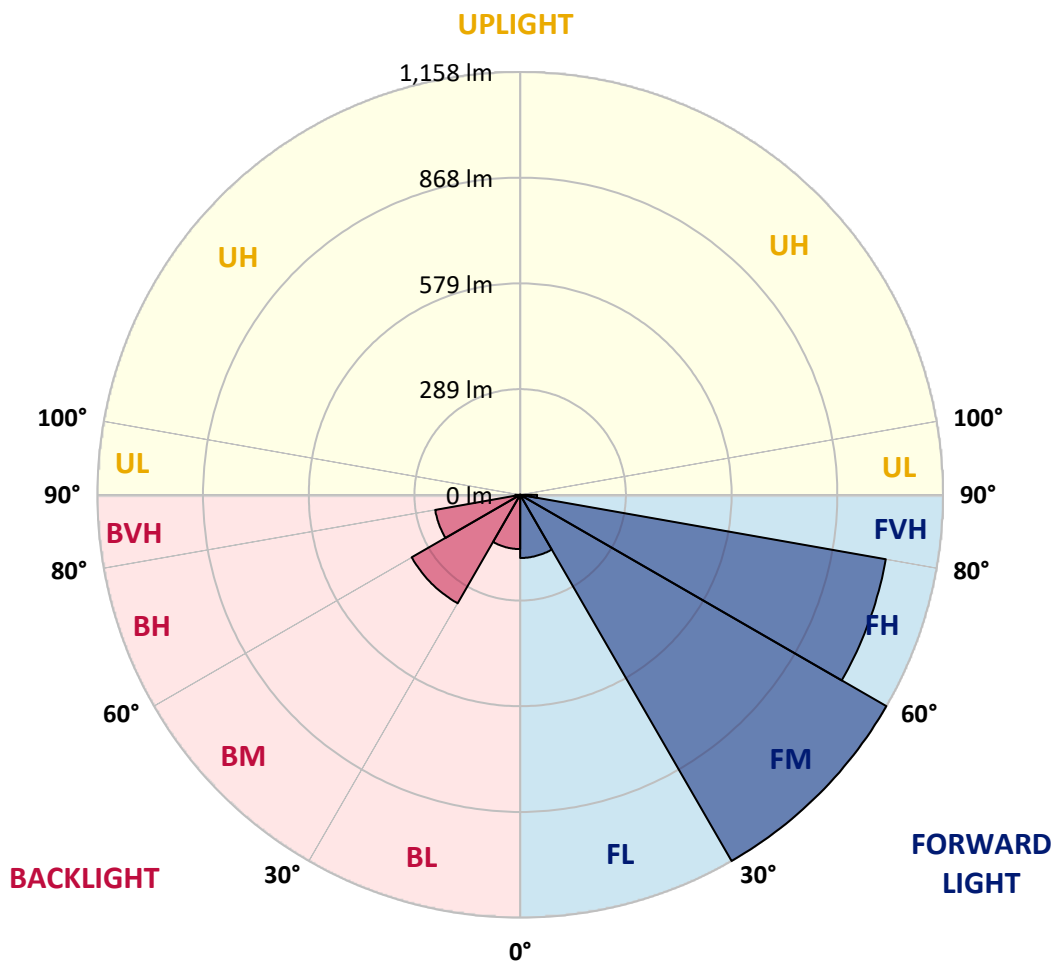
CATALOG NUMBER: TMU-E01-LED-E-U-SL2-7050

LUMINAIRE CLASSIFICATION SYSTEM LUMEN TABLE AND BUG RATING:

Zone		Lumens	% Fixture	Zone Rating/Lumen Limit		
				B	U	G
FL	(0°-30°)	173.0	5.5			
FM	(30°-60°)	1157.8	36.9			
FH	(60°-80°)	1016.5	32.4			G1/1800
FVH	(80°-90°)	46.5	1.5			G1/100
BL	(0°-30°)	148.7	4.7	B1/500		
BM	(30°-60°)	343.0	10.9	B1/1000		
BH	(60°-80°)	236.3	7.5	B1/500		G1/500
BVH	(80°-90°)	13.0	0.4			G1/100
UL	(90°-100°)	0.0	0.0		U0/0	
UH	(100°-180°)	0.0	0.0		U0/0	

BUG Rating: B1-U0-G1

Type II Short





REPORT NUMBER: P150191

CATALOG NUMBER: TMU-E01-LED-E-U-SL2-7050

CANDELA DISTRIBUTION (FULL):

	0°	5°	15°	25°	35°	45°	55°	60°	61°	62°	64°
0°	326.3	326.3	326.3	326.3	326.3	326.3	326.3	326.3	326.3	326.3	326.3
2.5°	325.3	326.3	325.6	326.3	327.0	327.3	328.0	327.7	327.7	328.0	327.3
5°	325.3	325.3	326.3	328.0	328.7	330.7	333.1	332.8	333.1	332.8	333.5
7.5°	332.1	331.8	332.8	334.9	335.5	338.6	342.7	343.4	344.1	344.1	345.1
10°	344.1	343.7	344.8	345.8	346.8	349.2	355.0	357.4	357.8	358.1	359.5
12.5°	359.1	358.8	357.4	357.4	357.1	361.5	369.4	373.8	374.5	375.9	376.9
15°	369.7	368.7	366.7	365.3	367.0	374.2	385.8	390.9	391.6	392.7	395.4
17.5°	380.0	379.0	374.5	371.1	373.5	385.1	400.9	406.3	407.7	408.7	411.8
20°	394.4	393.7	387.2	379.0	378.3	393.3	412.5	419.7	420.7	422.1	425.1
22.5°	416.3	413.2	405.7	390.3	382.7	398.1	420.7	430.6	432.0	433.4	437.5
25°	443.6	442.3	429.3	405.7	389.9	402.9	429.6	441.9	444.0	445.7	451.1
27.5°	472.0	470.0	455.9	425.1	402.6	412.5	443.6	457.6	460.4	463.1	468.2
30°	497.3	496.6	485.0	451.5	423.1	430.6	466.2	483.3	486.4	489.8	494.6
32.5°	556.8	557.2	545.2	511.0	472.7	463.5	498.7	524.3	525.7	529.8	538.4
35°	670.7	672.1	667.7	640.6	597.5	559.6	563.0	588.3	589.7	593.1	601.3
37.5°	747.0	749.7	763.4	772.0	750.1	732.6	689.2	679.3	680.3	678.3	676.5
40°	789.1	793.2	829.1	873.6	897.5	897.8	879.0	835.2	818.5	813.7	793.2
42.5°	813.0	819.9	870.8	946.8	1015.5	1062.7	1074.3	1025.8	1013.5	991.6	952.2
45°	828.8	837.0	897.2	1001.1	1102.4	1182.8	1243.3	1221.7	1213.5	1200.2	1163.9
47.5°	826.0	832.5	895.1	1019.6	1147.9	1262.1	1369.5	1391.7	1381.8	1378.4	1353.8
50°	776.1	781.9	845.5	973.8	1122.9	1292.2	1449.5	1512.5	1512.5	1519.0	1511.5
52.5°	722.7	727.5	785.3	900.6	1042.2	1262.8	1494.0	1598.3	1612.0	1623.3	1641.1
55°	702.5	708.4	752.1	850.6	973.4	1178.7	1509.1	1662.6	1687.9	1707.1	1747.5
57.5°	712.1	717.9	749.1	823.6	933.1	1092.8	1509.7	1749.2	1798.1	1837.4	1919.2
60°	753.5	759.0	785.0	848.6	922.5	1043.2	1480.7	1887.0	1965.0	2038.9	2175.0
62.5°	734.3	741.2	779.2	890.0	1001.5	1005.6	1375.7	1993.7	2119.2	2228.4	2444.9
65°	650.6	657.7	687.5	791.1	1006.3	1022.0	1220.0	1995.8	2151.7	2299.2	2532.8
67.5°	493.9	496.6	520.2	603.4	804.8	1040.1	1060.0	1759.4	1907.9	2072.4	2313.5
70°	252.4	257.2	264.1	333.1	518.2	859.5	910.8	1296.7	1485.8	1655.8	1945.5
72.5°	87.6	89.3	96.1	127.2	252.4	564.0	797.3	888.6	1002.8	1161.9	1497.4
75°	52.7	52.7	55.1	64.3	115.3	293.8	709.4	725.8	741.2	794.5	1014.1
77.5°	41.7	42.4	42.4	44.1	64.0	150.8	538.7	674.8	676.9	682.0	719.0
80°	29.8	31.1	33.9	35.2	41.4	82.8	302.4	592.4	632.8	652.3	679.3
82.5°	22.2	23.6	28.7	30.4	32.2	46.2	135.8	408.7	482.3	521.3	616.3
85°	9.9	11.6	19.5	21.5	22.6	24.6	63.6	116.3	133.7	150.2	198.0
87.5°	1.7	1.7	3.1	4.4	6.5	6.2	14.0	19.8	20.2	23.6	26.3
90°	0.0	0.0	0.0	0.0	0.0	0.0	0.0	0.0	0.0	0.0	0.0



REPORT NUMBER: P150191

CATALOG NUMBER: TMU-E01-LED-E-U-SL2-7050

CANDELA DISTRIBUTION (continued):

	65°	66°	67°	68°	69°	70°	71°	72°	73°	74°	75°
0°	326.3	326.3	326.3	326.3	326.3	326.3	326.3	326.3	326.3	326.3	326.3
2.5°	327.3	327.3	327.3	327.0	327.3	327.3	327.3	327.3	327.7	327.7	327.7
5°	334.5	333.8	334.2	334.2	334.2	333.8	334.5	334.2	334.5	335.5	335.2
7.5°	345.1	345.8	346.1	346.5	346.5	346.5	346.8	347.5	347.5	348.5	348.2
10°	360.8	360.5	360.8	361.9	362.9	363.2	364.3	363.9	364.6	366.0	367.3
12.5°	377.6	378.3	379.3	380.3	382.1	382.4	383.4	383.8	385.8	385.8	387.2
15°	396.4	396.8	398.8	399.2	401.2	401.9	403.6	404.3	406.7	407.0	408.4
17.5°	413.5	414.2	415.2	416.3	418.7	419.7	421.0	422.4	424.5	425.1	427.5
20°	427.2	428.6	428.9	431.0	433.0	434.4	435.8	437.1	439.2	440.2	442.6
22.5°	439.5	440.9	441.9	443.6	445.0	447.0	447.7	450.1	452.2	453.9	455.9
25°	452.9	454.9	455.9	459.0	460.0	462.1	463.8	466.2	468.9	471.0	473.7
27.5°	471.7	474.7	476.1	479.5	481.9	483.0	485.7	489.1	491.5	493.9	496.6
30°	497.7	503.5	504.5	506.9	511.3	512.0	515.4	518.2	521.9	524.3	526.7
32.5°	538.0	545.2	545.9	548.6	552.4	553.8	556.5	559.6	565.4	566.4	570.2
35°	599.9	603.0	605.7	606.8	609.8	611.6	613.6	617.0	622.8	622.2	626.3
37.5°	674.2	675.2	675.5	672.1	672.8	669.7	673.5	674.2	676.2	677.9	682.0
40°	780.2	769.6	768.2	760.0	751.8	747.3	745.6	738.8	740.5	741.2	744.6
42.5°	935.1	914.6	897.5	885.9	865.7	855.8	842.4	831.8	823.6	826.7	828.1
45°	1131.5	1102.0	1074.7	1039.1	1012.8	994.0	970.4	949.1	939.6	935.1	940.6
47.5°	1327.4	1301.4	1269.3	1232.7	1191.0	1159.8	1120.5	1086.0	1062.0	1053.1	1057.9
50°	1496.7	1472.8	1448.5	1427.0	1378.4	1344.5	1290.8	1246.0	1208.4	1189.3	1184.1
52.5°	1637.3	1624.7	1611.7	1593.5	1554.5	1520.7	1477.9	1433.8	1383.9	1344.9	1331.5
55°	1762.8	1770.4	1763.9	1764.2	1748.8	1727.3	1691.0	1658.2	1623.3	1579.2	1560.7
57.5°	1945.8	1990.3	1999.2	2021.4	2032.4	2044.0	2054.3	2034.8	2025.9	1993.0	1993.4
60°	2234.2	2299.2	2355.6	2406.9	2449.0	2490.0	2533.1	2552.3	2573.5	2583.4	2617.3
62.5°	2541.0	2602.9	2687.0	2755.8	2794.4	2847.8	2894.6	2925.1	2962.4	3002.0	3053.7
65°	2616.9	2691.5	2744.5	2790.3	2828.6	2857.0	2882.7	2918.9	2950.1	3013.0	3073.9
67.5°	2422.3	2481.8	2530.4	2575.5	2605.3	2629.2	2652.1	2676.1	2729.4	2786.6	2847.8
70°	2079.2	2151.1	2231.4	2289.9	2304.6	2325.2	2347.0	2378.2	2404.8	2464.7	2511.2
72.5°	1670.5	1773.8	1841.9	1922.9	1940.4	1971.5	1983.8	2008.1	2012.9	2045.4	2057.7
75°	1164.3	1282.6	1351.0	1410.6	1422.2	1405.1	1411.9	1326.1	1304.2	1286.4	1272.0
77.5°	768.6	800.4	811.3	801.7	755.9	720.0	681.7	644.1	648.2	617.7	564.4
80°	683.4	690.6	680.6	671.1	644.7	607.1	572.6	537.3	519.9	501.4	474.1
82.5°	664.9	692.6	695.7	684.1	663.2	622.2	580.4	528.1	483.6	442.6	400.9
85°	222.3	270.5	292.1	312.3	318.4	325.6	301.0	267.5	227.1	200.1	156.7
87.5°	28.4	35.2	40.7	34.9	40.7	47.9	34.5	38.6	39.0	24.3	18.1
90°	0.0	0.0	0.0	0.0	0.0	0.0	0.0	0.0	0.0	0.0	0.0



REPORT NUMBER: P150191

CATALOG NUMBER: TMU-E01-LED-E-U-SL2-7050

CANDELA DISTRIBUTION (continued):

	76°	77°	78°	79°	80°	81°	82°	83°	84°	85°	86°
0°	326.3	326.3	326.3	326.3	326.3	326.3	326.3	326.3	326.3	326.3	326.3
2.5°	328.0	327.7	327.7	327.7	327.3	327.7	327.7	327.7	327.7	327.7	327.3
5°	335.5	335.5	336.6	336.9	336.2	335.9	336.2	336.6	336.6	336.2	336.6
7.5°	349.6	349.9	350.6	351.6	350.9	351.3	351.6	351.3	352.3	352.6	352.3
10°	367.3	368.0	369.7	370.1	369.7	371.1	371.5	370.8	371.5	371.5	372.8
12.5°	387.9	388.6	390.6	391.3	392.0	392.3	393.3	393.7	394.7	395.4	396.4
15°	410.1	410.8	412.2	414.5	415.2	415.9	416.6	418.7	419.0	420.4	421.4
17.5°	428.9	429.9	432.0	433.7	434.7	436.4	437.1	439.5	440.2	442.3	444.0
20°	444.0	445.7	447.4	449.4	451.1	453.2	453.9	456.3	457.6	458.7	460.7
22.5°	457.6	459.7	462.1	464.5	465.9	468.6	469.6	470.6	473.7	475.1	477.1
25°	475.4	477.5	480.2	483.3	484.7	488.1	489.1	490.8	494.2	495.6	498.7
27.5°	499.7	502.4	504.5	507.6	509.3	511.7	514.1	516.1	519.2	521.3	524.7
30°	530.2	532.2	535.6	538.0	540.8	544.2	546.9	549.0	550.7	553.8	557.5
32.5°	575.0	575.3	576.3	582.1	584.9	587.6	591.4	593.1	595.8	598.9	603.0
35°	630.7	633.8	636.2	638.9	642.0	645.1	646.4	651.6	654.0	658.1	662.2
37.5°	686.1	686.5	691.9	693.6	696.4	699.5	704.3	709.4	715.5	719.6	726.1
40°	745.6	748.4	755.2	758.6	762.1	769.6	773.3	781.6	791.8	797.6	808.6
42.5°	831.8	835.9	848.2	853.7	861.9	874.2	882.1	893.4	897.5	911.5	916.7
45°	944.7	957.4	975.1	986.8	1001.5	1014.8	1021.7	1026.8	1032.9	1043.9	1042.5
47.5°	1066.8	1083.2	1103.1	1127.0	1136.6	1152.3	1161.2	1171.1	1165.7	1162.9	1160.2
50°	1192.0	1211.1	1237.5	1259.0	1273.7	1283.3	1290.8	1289.5	1277.8	1271.7	1254.6
52.5°	1331.2	1342.5	1367.5	1385.9	1394.8	1396.9	1395.2	1384.9	1374.0	1354.5	1334.3
55°	1544.6	1539.5	1549.4	1558.0	1555.2	1564.8	1540.2	1530.6	1503.6	1478.3	1451.3
57.5°	1978.3	1985.2	1929.8	1904.8	1900.3	1909.2	1865.8	1860.3	1795.0	1786.8	1741.3
60°	2612.5	2646.0	2602.5	2578.3	2512.6	2491.0	2442.5	2422.3	2359.7	2309.1	2245.1
62.5°	3089.3	3119.7	3137.8	3103.3	3065.0	3008.5	2935.0	2853.6	2787.2	2709.6	2641.9
65°	3132.4	3193.9	3235.7	3251.7	3224.7	3162.8	3072.2	2969.5	2868.0	2770.5	2685.0
67.5°	2930.9	2986.0	3050.6	3108.4	3111.8	3071.5	2994.2	2889.9	2772.5	2652.1	2551.9
70°	2584.8	2653.9	2710.3	2771.2	2813.6	2790.3	2751.7	2655.9	2534.1	2440.4	2325.2
72.5°	2102.1	2131.2	2144.9	2204.8	2205.4	2163.0	2135.7	2082.7	1984.5	1918.1	1830.2
75°	1227.6	1163.6	1095.5	1036.4	988.1	968.0	878.3	863.3	803.1	765.8	711.1
77.5°	506.2	449.1	375.6	314.3	253.8	226.4	186.8	169.3	146.7	136.8	130.3
80°	434.0	380.0	324.6	271.6	224.4	177.2	137.8	107.1	84.1	71.5	66.4
82.5°	354.3	321.9	283.2	254.5	217.5	182.3	153.9	119.4	89.3	65.7	50.3
85°	127.9	105.0	84.5	77.6	61.9	51.0	42.8	36.6	30.1	23.9	21.2
87.5°	14.4	13.7	7.9	7.5	8.6	6.2	7.2	6.5	5.5	4.8	5.1
90°	0.0	0.0	0.0	0.0	0.0	0.0	0.0	0.0	0.0	0.0	0.0



REPORT NUMBER: P150191

CATALOG NUMBER: TMU-E01-LED-E-U-SL2-7050

CANDELA DISTRIBUTION (continued):

	87°	88°	89°	90°	95°	105°	115°	125°	135°	145°	155°
0°	326.3	326.3	326.3	326.3	326.3	326.3	326.3	326.3	326.3	326.3	326.3
2.5°	327.3	327.3	327.7	327.7	328.0	328.4	329.0	328.7	328.7	329.0	329.0
5°	336.6	337.6	337.2	337.2	337.2	337.6	337.9	336.6	335.2	333.8	333.1
7.5°	352.6	353.3	354.0	353.3	354.0	353.7	353.0	349.2	344.8	339.3	335.5
10°	373.5	373.5	374.2	373.8	375.2	374.2	372.1	363.6	354.0	342.4	333.8
12.5°	396.1	398.5	397.4	397.8	400.5	397.8	393.0	380.3	363.2	344.4	329.4
15°	422.8	423.8	424.5	423.4	425.1	422.8	414.2	394.0	369.1	342.7	320.5
17.5°	444.6	445.0	445.3	446.0	448.4	445.7	431.0	403.6	370.4	334.9	305.4
20°	461.7	463.5	464.8	464.8	468.2	464.1	444.6	408.4	366.0	321.9	286.3
22.5°	479.5	480.9	482.6	483.0	487.4	483.3	455.9	407.4	354.3	303.4	264.1
25°	501.4	502.8	504.2	505.9	512.0	506.2	467.2	403.3	338.3	281.5	240.1
27.5°	526.7	529.8	530.8	533.6	540.8	531.9	476.8	397.1	320.5	256.2	214.8
30°	560.6	564.4	565.7	569.5	579.4	559.9	482.3	386.5	297.9	230.5	187.8
32.5°	606.1	611.2	615.3	619.4	630.7	588.0	483.0	371.1	271.6	201.8	161.8
35°	665.6	673.5	676.5	679.3	689.9	618.4	479.9	348.2	239.4	172.4	141.3
37.5°	732.3	740.2	742.2	743.6	745.6	644.4	472.4	313.3	203.2	146.7	124.8
40°	814.4	821.2	824.0	821.9	811.0	664.6	455.6	272.6	167.9	129.3	114.6
42.5°	914.6	924.9	925.9	916.7	880.4	675.9	422.1	224.7	140.2	116.6	106.7
45°	1038.8	1038.1	1032.3	1025.8	956.0	671.4	375.2	183.0	122.8	106.7	99.5
47.5°	1150.3	1138.6	1129.7	1110.6	1022.7	645.4	314.7	151.5	112.2	99.2	93.4
50°	1241.6	1220.4	1201.6	1180.7	1072.3	599.2	254.5	128.6	102.3	92.7	87.6
52.5°	1313.8	1288.1	1266.2	1245.7	1120.2	547.9	208.6	111.8	92.7	86.2	81.1
55°	1426.6	1401.0	1366.1	1343.5	1193.4	500.7	178.9	98.5	83.5	79.4	74.2
57.5°	1712.2	1689.7	1647.9	1589.4	1381.5	483.0	162.1	88.2	75.9	73.5	69.4
60°	2210.9	2174.3	2119.9	2060.4	1763.9	494.9	148.8	81.1	70.8	68.7	65.7
62.5°	2587.2	2522.9	2461.3	2406.2	2069.7	494.6	131.3	75.6	67.0	66.0	62.9
65°	2602.5	2537.2	2475.3	2417.5	2076.5	440.2	110.8	70.8	66.4	66.0	60.9
67.5°	2464.4	2393.6	2333.7	2260.9	1922.2	344.1	88.9	67.7	69.1	68.4	60.2
70°	2238.6	2146.3	2097.0	2025.2	1691.7	240.8	73.2	68.7	74.9	72.9	61.2
72.5°	1757.0	1687.3	1612.4	1562.4	1324.4	152.2	61.6	69.4	77.3	73.9	64.0
75°	654.0	672.8	642.0	631.1	672.8	89.3	54.7	64.6	69.1	64.0	58.1
77.5°	132.0	126.2	119.7	118.3	152.9	55.1	50.3	56.1	53.0	46.9	47.2
80°	63.3	61.6	59.5	59.2	56.8	45.8	46.5	47.9	40.0	36.3	38.6
82.5°	42.1	39.7	39.0	37.6	38.3	41.0	44.1	41.0	30.8	28.7	34.9
85°	19.5	18.8	18.5	18.5	20.5	36.9	36.6	30.1	21.2	20.5	34.9
87.5°	4.8	4.8	5.1	4.8	5.5	10.9	9.6	9.2	7.9	8.9	16.4
90°	0.0	0.0	0.0	0.0	0.0	0.0	0.0	0.0	0.0	0.0	0.0



REPORT NUMBER: P150191

CATALOG NUMBER: TMU-E01-LED-E-U-SL2-7050

CANDELA DISTRIBUTION (continued):

	165°	175°	180°
0°	326.3	326.3	326.3
2.5°	328.7	329.0	328.7
5°	331.8	331.8	331.8
7.5°	331.8	330.7	330.4
10°	327.0	323.9	323.9
12.5°	318.8	313.6	313.0
15°	303.4	296.5	295.5
17.5°	283.9	274.7	272.9
20°	262.0	250.4	248.3
22.5°	238.1	224.7	223.7
25°	214.5	200.8	198.0
27.5°	188.1	174.8	173.4
30°	161.8	150.2	149.5
32.5°	139.6	132.4	131.0
35°	123.8	119.7	118.0
37.5°	113.6	110.5	110.1
40°	105.7	103.0	102.6
42.5°	99.2	96.8	96.5
45°	92.7	90.6	90.0
47.5°	86.2	84.1	83.8
50°	80.4	77.6	77.3
52.5°	74.9	72.2	71.5
55°	69.8	67.0	67.0
57.5°	65.3	62.6	62.3
60°	61.2	58.5	58.1
62.5°	58.1	54.7	54.4
65°	55.8	52.3	51.6
67.5°	54.4	50.3	49.3
70°	56.8	49.3	47.5
72.5°	57.1	48.2	45.8
75°	55.1	45.5	43.8
77.5°	48.2	40.7	39.0
80°	41.7	31.5	29.1
82.5°	39.7	25.7	22.2
85°	30.8	16.8	15.7
87.5°	17.4	9.2	7.5
90°	0.0	0.0	0.0

(END OF REPORT)